



Mitsubishi MQ Triton / L200 / Fiat Fullback 2015+ Underbody Protection. Engine Type: 2.4L Diesel (4WD)

Part Number: UBP050

These protection plates have been designed for installation for the intended application only. They should be mounted according to these installation instructions by an experienced Ironman 4x4 dealer or certified fitter. The plates are fixed to original vehicle mountings located on the vehicle's structural elements.

Upon successful installation the plate should not interfere with any other parts or components.

Ironman 4x4 recommend the use of a floor or transmission jack to assist with the installation of underbody protection plates.

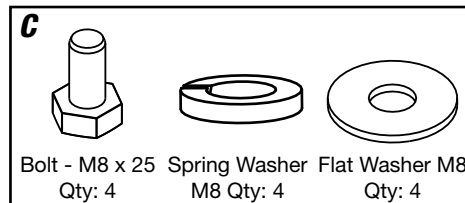
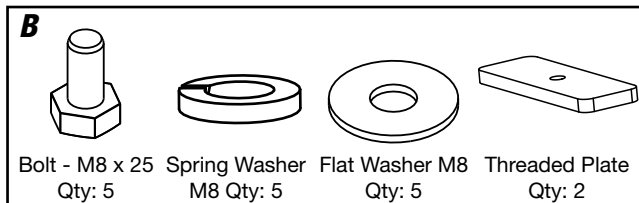
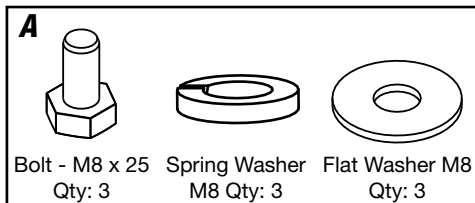
INSTALLATION:

1. Remove original protection plates
2. Remove middle clamp securing 2 x power steering lines to chassis.
3. Insert Mounting Bracket with tongue feeding behind power steering lines. Refit clamp using new hardware Refer to Fig 1, and Fig 2.
4. Secure Mounting Bracket with additional hardware as per illustration and tension all hardware.
5. Position Front Plate and loosely thread all fasteners into place. Refer Illustration.
6. Slide Rear Plate in behind Front Plate using front plate mounting bolts to locate. Thread pinning bolt through plates and position rear plate. Install remaining fasteners.
7. Align both plates and tension fasteners.

WARRANTY: 2 years.

Thread: M8 x 1.25

Tightening Torque: 24 Nm



WARRANTY TERMS:

The plate should only be installed on a vehicle with undamaged body and structural elements, vehicles which have been involved in a significant collision may prevent successful installation.

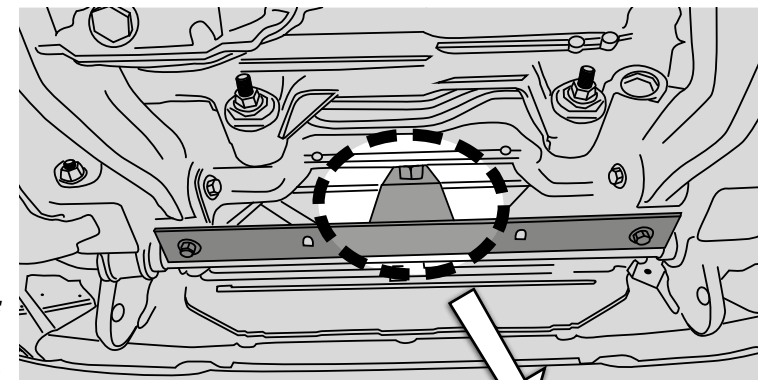


Fig 1

NOTE:

View from behind front axle

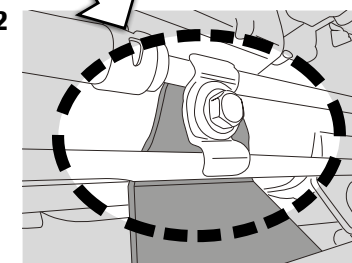
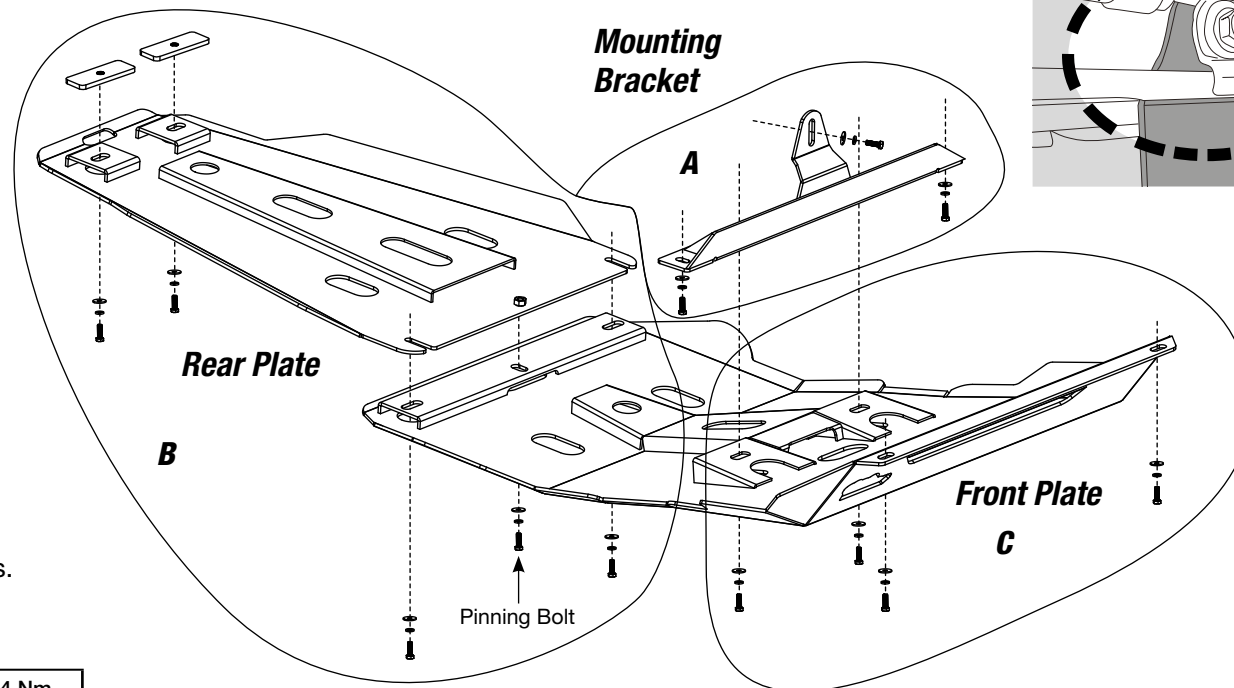


Fig 2



181017